

from John Mayer - *Continuum* BOLD AS LOVE

Words and Music by
Jimi Hendrix

Tune down 1/2 step:
(low to high) E \flat -A \flat -D \flat -G \flat -B \flat -E \flat

Verse

Moderately ♩ = 132 (♩ = $\overset{\frown}{\text{♩}} \overset{\frown}{\text{♩}}$)

A E F#m

1. An - ger, he smiles, tow - 'ring in shin - y me - tal - lic pur - ple

Gtr. 1 (clean)
mp
*T T-----|

TAB

*T = Thumb on 6th string

D A E

ar - mor. Queen Jeal - ous - y, en - vy waits be - hind him, her

T-----|

Half-time feel

F#m D C#m D

fi - er - y green gown sneers at the grass - y ground. Blue are the life -

T-----|

Copyright © 1968, 1977, 1980 by EXPERIENCE HENDRIX, L.L.C.
Copyright Renewed 1996
All Rights Controlled and Administered by EXPERIENCE HENDRIX, L.L.C.
All Rights Reserved

A Bm G

- giv - ing wa - ters tak - en for grant - ed, they qui - et - ly un - der - stand. _____ The

Detailed description: This system contains the first three measures of the song. The vocal line features a melody with triplets and rests. The guitar accompaniment consists of chords and arpeggiated patterns. The bass line provides a steady accompaniment with triplets and rests.

D A Bm

once hap - py tur - quise ar - mies lay op - po - site, read - y, _____ but won - der why the

Detailed description: This system contains the next three measures. The vocal line continues with a similar melodic structure. The guitar accompaniment features a triplet in the second measure. The bass line follows the vocal line with appropriate accompaniment.

G G# A E7

fight is on, _____ yeah. But they're all, _____ they're bold as love. _____

Rhy. Fig. 1

mf

Detailed description: This system marks the beginning of the chorus. It includes the vocal line for the first two measures, followed by a guitar solo section labeled 'Rhy. Fig. 1' with a mezzo-forte (*mf*) dynamic. The bass line continues with the vocal accompaniment.

F#m G Gadd9 A

Yeah, they're all, _____

End Rhy. Fig. 1

Detailed description: This system concludes the chorus. It features the vocal line for the final measure and an 'End Rhy. Fig. 1' guitar solo section. The bass line provides accompaniment for the final measure.

E7 Dadd2

they're bold as love.

let ring -----|

A E7 F#m7 D

They're all, they're bold as love. Just ask the

A Bm D

ax - is.

mp *T* *T* *let ring - -*


G G# Verse A E

2. My red is so con - fi - dent he flash - es tro - phies of

T *T* *let ring - -* *T*


F#m D A

war _____ and rib - bons _____ of eu - pho - ri - a. _____ Or - ange is young, _____




E F#m D5 C#5

full of dar - ing, but it's ver - y un - stead - y for the first go 'round.




D6 A Bm

(Ah. _____ My yel - low in this case _____ is not so mel - low. In fact, I'm try - ing to say _____ it's



G D A

fright - ened like me. _____ And all these e - mo - tions of mine keep hold - ing me from _____ (Ah.) _____



Chorus

Bm G G# A

giv - ing my life to a rain - bow like you. But I'm, I'm bold, —

mf

E7 F#m G Gadd9

I'm bold as love. —

A E7 Dadd2 D

Yeah, I'm bold, — I'm bold as love, — yeah.

let ring

A E7 F#m D

I'm bold, — I'm bold as love. — Just ask the

A Bm D G G#

ax - is. He knows, ___ he knows, ___ he knows, ___ he knows ___ ev - 'ry - thing, ___ yeah.

Gr. 2 (dist.)

Gr. 1

T

Guitar Solo

Gr. 1: w/ Rhy. Fig. 1 (2 times)

A E7 F#m G Gadd9

Gr. 2

A E7 F#m G Gadd9

A E7

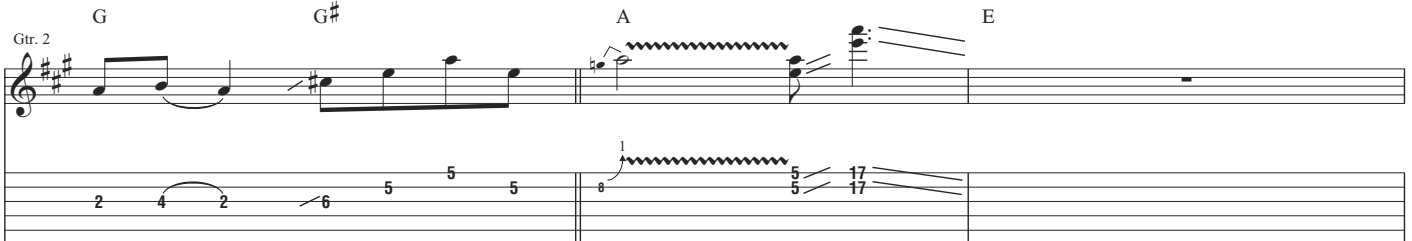
Gr. 2

Gr. 1 Riff A


Breakdown

Gtr. 2

G G# A E



Gtr. 1





F#m D A

mp
w/ clean tone




E F#m D

A **Esus4**

F#m **D** **A**

E **F#m** **D**

A E F#m

D A E

cresc.

F#m G G#

Chorus
Gtr. 2 tacet
C
*Voc. Fig. 1

G7

(Ah.) I'm bold, I'm bold as love,

Gtr. 1

mf

Rhy. Fig. 2
Gtr. 3 (clean)

mf

Rhy. Fig. 2A
Gtr. 4 (clean)

mf

*Refers to bkgd. voc. only.

Am7

yeah.

End Voc. Fig. 1

mf

End Rhy. Fig. 2

mf

End Rhy. Fig. 2A

mf

Bkgd. Voc.: w/ Voc. Fig. 1 (1 3/4 times)
 Gtrs. 3 & 4: w/ Rhy. Figs. 2 & 2A (1 3/4 times)

C G7 Am7

I'm bold, ___ I'm bold as love. ___ Oh, ___

Gtr. 1

Bb C G7 Am7

___ ba - by, talk - in' to ya. ___ I'm bold, ___ I'm bold as love, ___ yeah. ___

F C F C

F Freely C

rit.